

# Pinewood Derby Template

**Car Specifications**  
Width (outside edge-to-edge of wheels): not to exceed 2 3/4"

Center Rail Width Clearance (minimum width between wheels) – 1 3/4" the entire length of the car

**Inside & Outside Wheel Specifications**  
Length – not to exceed 7"

Height – not to exceed 5"

Wheelbase – the distance (~4 3/8") between axles cannot be changed

Track Clearance - bottom clearance between car and track minimum of 3/8"

NOTE: Even though the lane strips are typically only 1/4" high, the extra clearance is to allow the car to go from the sloped portion of the track to the flat portion without dragging.


**Front of Car**  
No part of the car can extend beyond the starting post

All cars must have sufficient material to contact the starting post


(e.g., noses which curve inward or "V" shaped front ends are not allowed).

**Weight**  
Not to exceed 5.0 ounces (141.75 grams). The official race scale will be considered final.


TOP



SIDE



FRONT



BACK

