



PROCEDURE GUIDE



WHAT IS THE FREEDOM AWARD?

The Freedom Award is the highest Award in the Trail Life USA program. A Freedom Award recipient demonstrates that he is thoroughly equipped to chart his own course across the open rangelands and beyond the observed horizon.

HOW TO USE THIS GUIDE

In this Procedure Guide you will find each Freedom Award requirement summarized on its own page. You will also find four distinct Checklists that will guide each person involved in the Freedom Process step-by-step through correctly fulfilling their part: The Applicant, Adventurer Advisor, Troopmaster, Area Project Advisor, and Board of Review Chairman. These Checklists are required to be filled out, signed, and included in your Award Binder for your Advancement Conference, Board of Review, and National Review.

In order to ensure correct fulfillment of the Trail Life USA Freedom Award Process, do not assume that you know the process. Slow down, read and follow directions, and provide exactly what is asked for. Do NOT begin any work toward the Freedom Award without first reading through the entire Freedom Award Procedure Guide, the corresponding Checklists, and the "Extra Tools." You should treat this lifetime achievement Application and process with as much, if not more, importance as a job or college application.

The Freedom Award is the highest Adventurer Award and therefore should be sought after throughout the entire process by the Adventurer. If you have any questions along the way, it is your responsibility to find the correct answer. Your Troop leaders will help direct you through the volunteer Levels of Support to find any information that you may need.



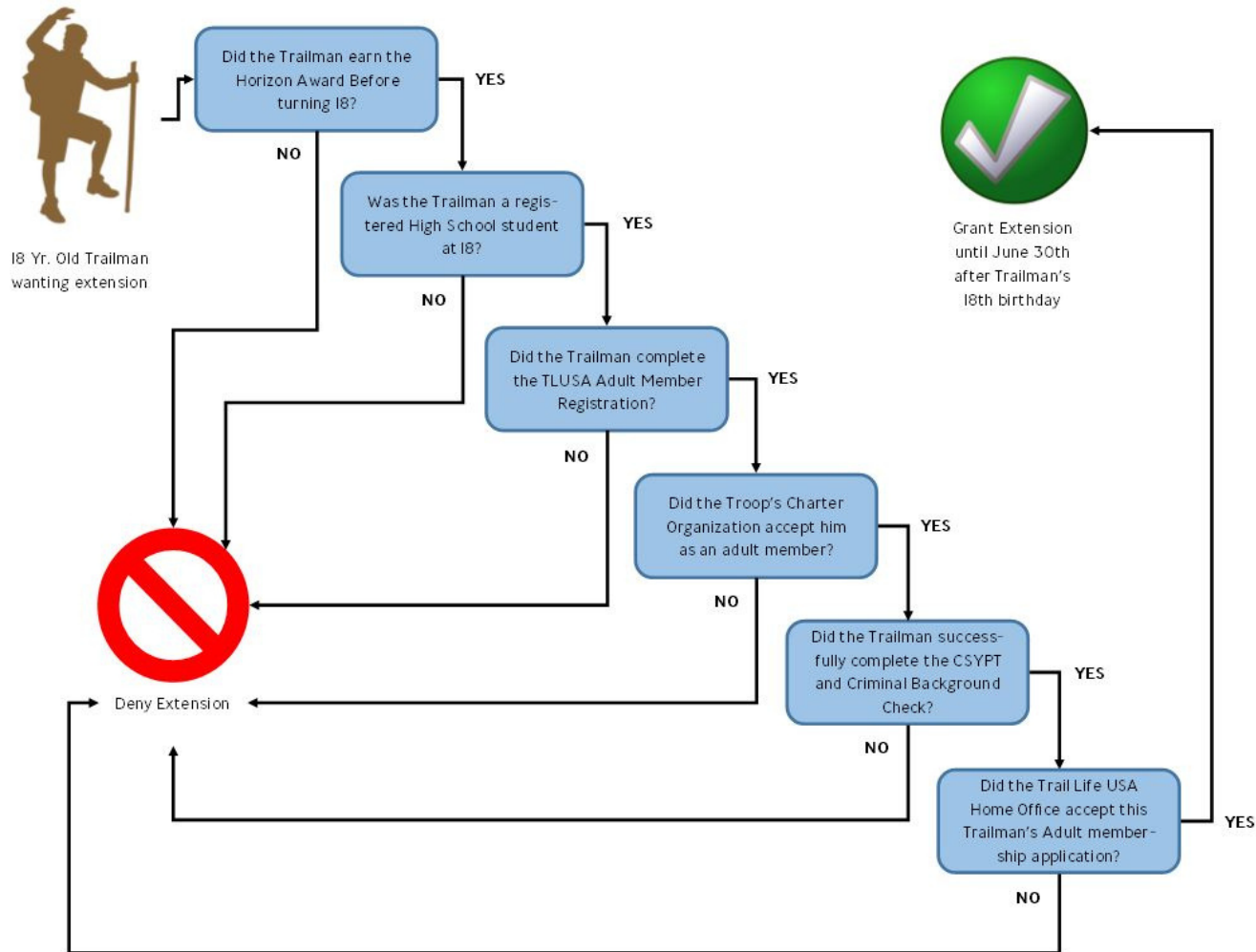
REQUIREMENTS

AGE LIMIT

All components of the Freedom Award except the Board of Review must be completed by the Trailman's 18th Birthday.

In certain cases, a Trailman could receive an extension of time to complete Freedom Experiences, the Servant Leadership Project, and/or the Worthy Life Award.

Use the flowchart to the right to determine if the Trailman can qualify for the extension.





JOIN THE ADVENTURERS


The Freedom Award, while being the highest award in Trail Life USA, is also the capstone award of the Adventurers Program. Therefore, with the exception of the Navigator required Trail Badges and Elective Trail Badges, none of the remaining requirements should be started until the Trailman has joined the Adventurers Program and specifically earned the Journey Award.

MAJOR & MINOR FREEDOM EXPERIENCES

Freedom Experiences focus on doing something of interest in the community. They can be completed by any registered Adventurer Trailman who has his Journey Award.

To earn the Freedom Award, the Trailman must earn one (1) major and two (2) minors. A major is earned by completing two (2) Freedom Experiences in a single field. Each minor is earned by completing one (1) Freedom Experience in a field distinct from the major.

There are several different fields from which the Trailman can select Freedom Experiences found in the [Freedom Experiences Course Catalog](#) linked here and at the end of this guide. Prior to starting, be sure to review the entire overview page in the catalog, especially the information regarding the transfer of credit and safety consideration.



NOTE: PRIOR TO STARTING ANY FREEDOM EXPERIENCE, THE TRAILMAN MUST DISCUSS AND GET PRE-APPROVAL FROM HIS ADVENTURER ADVISOR. ANOTHER TROOP LEADER MUST APPROVE IF THE ADVENTURER ADVISOR IS THE TRAILMAN'S RELATIVE.

NOTE: SERVICE HOURS CANNOT BE COUNTED FOR MORE THAN ONE REQUIREMENT. EX. SERVICE FOR SERVICE STARS AND FREEDOM EXPERIENCES



TROOP MEETING PARTICIPATION & ATTENDANCE

In order to earn the Freedom Award, a Trailman must maintain a level of Troop meeting attendance acceptable to the Adventurer Advisor. (typically 60% or better)

Each Trailman must also participate in at least 16 Troop activities since becoming an Adventurer, not including regular meetings. Record each activity on the activity chart in your handbook (trips, camping, community outings, etc.) and have them verified by an adult.

WORTHY LIFE AWARD

In order for a Freedom Rangementan to truly be free, he must walk in the freedom found only in Christ.

For a Trailman to earn his Freedom Award, he must complete the [Adventurers Worthy Life Award](#). This can be completed by any registered Adventurer Trailman at any time.



NOTE: PRIOR TO STARTING THE WORTHY LIFE AWARD, THE TRAILMAN MUST DISCUSS THESE OPTIONS WITHIN AND GET APPROVAL FROM HIS ADVENTURER ADVISOR, TROOP CHAPLAIN, AND MENTOR.



EARN THE HORIZON AWARD

The Horizon Award is a stepping-stone toward your Freedom Award. By completing the Horizon Award, you will have completed your 15 required Navigator and Adventurer Trail Badges, 10 elective Trail Badges, and your formal leadership requirements on the path to the Freedom Award.

NOTE: THE HORIZON AWARD MUST BE EARNED BEFORE YOU CAN START ON YOUR SERVANT LEADERSHIP PROJECT.

SERVANT LEADERSHIP PROJECT

For this requirement, you must plan, develop, and supervise others in a substantial project through which you demonstrate significant leadership and which benefits a community service organization other than Trail Life USA by using the linked [Servant Leadership Project Guide](#).

A number of approvals are needed and time management is crucial; therefore, it is imperative that you fully read and understand all Servant Leadership Project Guidelines.

There are two specific adult leaders that you will interact with on this Servant Leadership Project:

Troop Level Project Mentor – He will mentor the Trailman throughout the Project with advice, guidance, review, proofreading, and prayer.

Area Team Project Advisor – This person will either be the local Area Point Man or assigned by the Point Man. His role is to approve the Servant Leadership Project BEFORE, DURING, and AFTER the project is completed.



NEITHER THE PROJECT MENTOR NOR ADVISOR CAN BE THE TRAILMAN'S RELATIVE.

NOTE: THE HORIZON AWARD MUST BE EARNED BEFORE YOU CAN START ON YOUR SERVANT LEADERSHIP PROJECT.

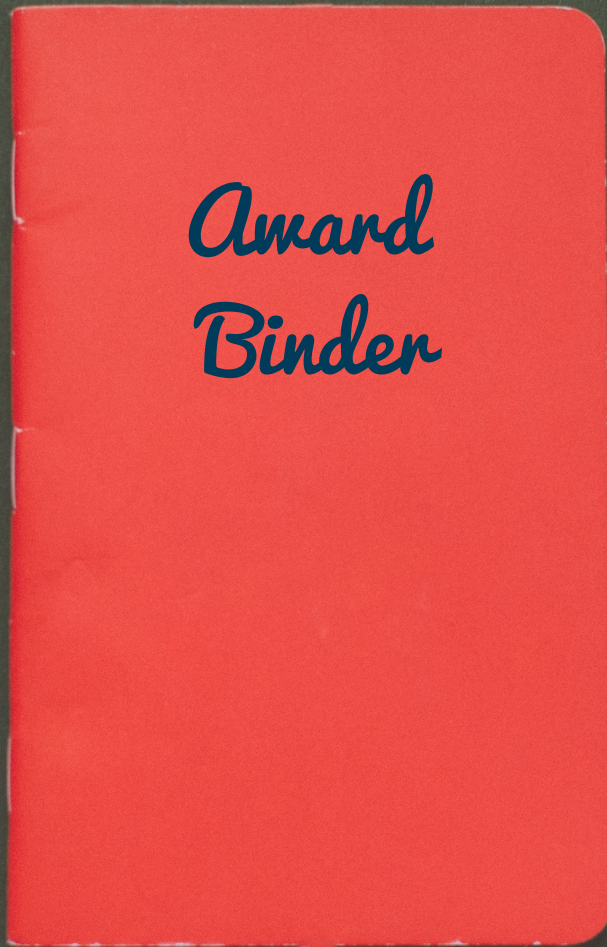
AWARD BINDER

PART ONE

- Freedom Award Application
- All Four Freedom Award Checklists
- Applicant's Life Ambition Essay
- 4-6 Reference Letters

PART TWO

- Advancement Report showing Journey, Horizon, and Trail Badge completion dates
- Freedom Experiences log with Advisor's approval noted
- Freedom Award Activity sheet with Advisor's approval
- Adventurers Worthy Life Award documentation and any supplemental materials
- Servant Leadership Project reports and approval forms



NOTE: THE BINDER MAY BE DIGITAL IF PREFERRED BY THE AREA.

FREEDOM ADVANCEMENT CONFERENCE

The Freedom Award Advancement Conference with the Adventurer Advisor and Troopmaster is the final approval that you, the Trailman, have successfully completed your Badge work, participation, leadership, Freedom Experiences, Servant Leadership Project, and Worthy Life Award and are fully qualified to apply for the Freedom Award. This is the last task at the Troop level and therefore stands as the Troop leadership's confirmation of eligibility. After the Advancement Conference, you will write your Life Ambition Essay, complete your Awards Binder, and proceed to the Board of Review.

The Adventurer Advisor and Troopmaster may also discuss any or all of the following topics:

- Your time in Trail Life USA
- What you have learned
- Suggestions on how the program might be improved for younger boys who are still involved
- Your formal leadership positions and informal leadership experiences in Trail Life USA or in other organizations

NOTE: IF NOT PREVIOUSLY DONE, YOUR TROOP INVOLVEMENT REQUIREMENTS WILL BE VERIFIED AND SIGNED OFF BY THE ADVISOR.

LIFE AMBITION ESSAY & REFERENCE LETTERS

After the Advancement Conference, the Trailman should write an essay highlighting his life's ambition and how Trail Life USA has impacted that ambition. As part of this essay, you should list or describe key leadership responsibilities that you have had during your time with Trail Life USA that have helped prepare you for achieving your life's goals. Include leadership experiences in both Trail Life USA and other organizations.

In preparation for your Board of Review, you must obtain four to six letters of reference including letters from at least three of the following four people:

- Your clergy or spiritual advisor
- Parent
- A schoolteacher or educational instructor
- Employer (paid or volunteer)

FREEDOM AWARD APPLICATION

After reading this Procedure Guide and understanding the commitment, timelines, and work involved; you should begin working on your Freedom Award Application as you work on your remaining requirements. The application is linked at the end of this Procedure Guide.

The application will need to be filled out in various stages as you complete the requirements for the Freedom Award. The Troop and Area Leadership will need to sign certain portions of the application.





FREEDOM AWARD BOARD OF REVIEW

The Freedom Award Board of Review is the last step before final Home Office approval and will consist of three to six adults, at least 21 years old, who are familiar with the Freedom Award and the general effort required to complete this award. The Freedom Board of Review committee members must include the three following representatives:

- Board of Review Chairman - Local Point Man or Area Designee
- The Senior Ministry Leader or one non-TLUSA leader of the Charter Organization
- One registered Troop leader selected by the Troop Committee Chair

The Board of Review may also include up to three additional members selected as follows:

Other Registered Troop, Area, Regional, or Home Office Trail Life USA Leaders selected by the Board of Review Chairman.

One adult guest, who is not a relative of the Freedom Award applicant, selected by the applicant, if he wishes.

NOTE: NONE OF THE BOARD OF REVIEW COMMITTEE MEMBERS SHALL BE THE TRAILMAN'S RELATIVES.



CHECKLISTS &
EXTRA TOOLS



CHECKLISTS

Applicant Checklist

Servant Leadership Project Area Advisor Checklist

Adventurer Advisor/Troopmaster Advancement
Conference Checklist

Board of Review Chairman Checklist



EXTRA TOOLS

Freedom Experiences Course Catalog
Adventurers Worthy Life Award
Servant Leadership Project Guide
Freedom Award Application



APPEAL PROCESS

In the event that a Trailman feels his Freedom Award Application is unjustly denied at his Board of Review or at the National Review, the Trailman will need to contact Freedom@TrailLifeUSA.com with his parents copied on the email (if under 18). He should explain the reason for his appeal. Once received, the Trail Life USA Home Office will contact the Trailman and his parents with the next steps in the process.



VERSION SEPT. 2020

